



The new degree of comfort.®



Residential Gas
RTGH Series Tankless
Water Heaters

Rheem® RTGH Series Super High Efficiency Condensing Tankless Gas Water Heaters

Easy Installation

- PVC Vent runs up to 60' (2"), 150' (3")
- Enhanced design is up to 20% smaller and lighter making one-person installs even easier

Ready for Retrofits

- **Industry Best!** 1/2" side to side clearance allows you to safely work in spaces the competition can't
- 1/2" Gas line compatibility up to 24 ft (subject to local code)

Key Features

- **Rheem® Exclusive!** Hot-start Programming™ ensures the unit is in a ready state between back-to-back usage, minimizing any cold water bursts
- Built-in EcoNet® Wi-Fi technology for direct control from your device (on select models)
- LeakGuard® – All-inclusive leak detection and prevention system that detects any leak that comes from the unit (on indoor Wi-Fi models)

Specifications

Rheem Model Number		RTGH-68DVLN-3	RTGH-84DVLN-3	RTGH-90DVLN-3	RTGH-95DVLN-3 RTGH-95DVELN-3 RTGH-95DVELN-3 (Wi-Fi Model)
Built-in LeakGuard™ Model Number					
Gas Input Rate	MAX	120,000 BTU/h	157,000 BTU/h	180,000 BTU/h	199,900 BTU/h
	MIN	11,000 BTU/h	11,000 BTU/h	11,000 BTU/h	11,000 BTU/h
Uniform Energy Factor (UEF)		0.90	0.93		
Hot Water Flow Rate Capacity – Gallons Per Minute (GPM)	MAX (35°F)	6.6	8.4	9.0	9.5
	45°F Rise	5.1	6.7	7.7	8.5
	67°F Rise	3.4	4.6	5.2	5.7
Number of Bathrooms ¹		2.5	3	3 - 4	4
Temp. Range		100°F - 140°F			
Temp. Setting from Factory		120°F			
High Temp. Upgrade Available		No			
Freeze Protection		-30°F Air Intake ² , -4°F Ambient			
Installation Type		Indoor (Outdoor Conversion Kit sold separately: RTGH-X)			
Heat Exchanger Material		Primary: Copper – Secondary: Stainless Steel			
Minimum Activation Flow		0.4 GPM			
Minimum Continuous Flow		0.26 GPM			
Maximum Altitude		7,800 ft.			
Ultra Low NOx		Meets 14 ng/J NOx requirements - SCAQMD Rule 1146.2 compliant			
Warranty		15 year Heat Exchanger 5-Year Parts 1-Year Labor			
Height		23.7"			
Width		17.7"			
Depth		9.8"			
Weight (Lbs.)		52.9			
Venting Diam. Allowed		2" / 3"			
Max. Single Vent Run (straight pipe)		60 ft (2") / 150 ft (3")			
Venting Materials		Sched. 40 PVC, CPVC, Polypropylene			
Manifold Controls (max. units)		6 Units ³			
Controls		Built-in digital display			
Power Supply		120V 60Hz			
Max. Power Consumption		85W (Normal use), 0.7 Amps 132W (Antifreeze), 1.1 Amps 3.5W (Standby), 0.03 Amps ⁴			
Gas Connection		3/4" NPT			
Hot Water Connection		3/4" NPT			
Cold Water Connection		3/4" NPT			
Condensate Connection		1/2" NPT			
Vent Connections Diameter		2" Band Connections (Adapter required to vent with 3" PVC from unit)			

All models are available in Natural Gas or Propane (LP). For Propane replace the N with P for LP model.



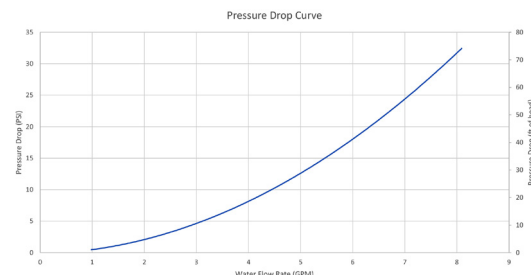
RTGH Series Models

Indoor Models
(Outdoor Conversion Kit Available: **RTGH-X**)
11,000-199,900 BTU/h
Natural Gas and
Liquid Propane Models*

*Swap P for N in model number for Liquid Propane model



Clearances	
Top / Bottom	12"
Front	1/2" ⁵
Sides	1/2"
Back / From Vent Pipe	0"



¹ Based on simultaneous showers using 2.0 GPM flow rate pre-mixed with cold water line. Flow rates vary depending on temperature of incoming cold water and water heater set temperature. Refer to 9 zone ground water temperature map for accurate sizing. ² For indoor application, this is the temperature of outdoor intake air. ³ Manifolds with standard RJ11 communication cables. ⁴ If anti freeze is on and combustion is on, total W will be 217W (85+132). ⁵ Recommended 24" clearance for service.



INTEGRATED HOME COMFORT

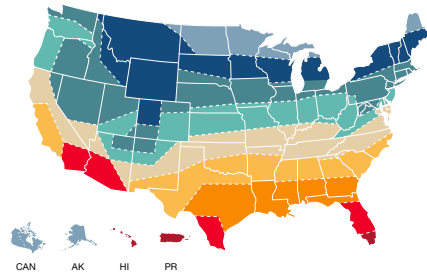


The new degree of comfort.®



Residential Gas
RTGH Series Tankless
Water Heaters

US Ground Water Temperature Zone Map



Average Flow Rates (GPM) by Application

Low Flow Faucet	0.5
Bathroom Faucet	1
Kitchen Faucet	1.5
Shower	2
Dishwasher	2
Washing Machine	3

Flow rates may vary.

Flow Rate Capacity Table by Zone (Gallons Per Minute - GPM)

Use the U.S. Ground Water Temperature Map to locate your zone. Then use the Flow Rate Capacity Table to determine model flow rate by zone. Flow rates calculated for tankless set temperature of 120°F with a mixed shower temperature of 105°F. Ground water temperatures vary seasonally.

MODEL #	Zone 1 37°F	Zone 2 42°F	Zone 3 47°F	Zone 4 52°F	Zone 5 57°F	Zone 6 62°F	Zone 7 67°F	Zone 8 72°F	Zone 9 77°F
RTGH-95	4.6	4.9	5.3	5.6	6.1	6.6	7.2	8.0	8.9
RTGH-90	4.2	4.4	4.7	5.1	5.5	6.0	6.5	7.2	8.0
RTGH-84	3.6	3.9	4.1	4.4	4.8	5.2	5.7	6.3	7.0
RTGH-68	2.8	3.0	3.2	3.4	3.7	4.0	4.3	4.8	5.4

Venting

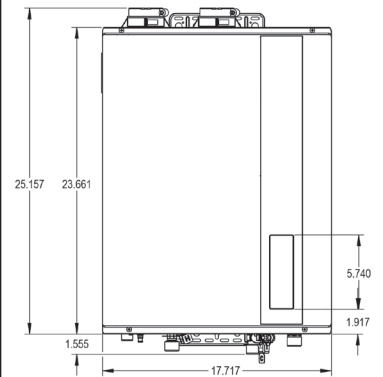
SINGLE UNIT: MAX. EQUIVALENT VENT LENGTHS - STRAIGHT PIPE		
Number of 90° Elbows	Max Length 2" straight pipe	Max. length 3" straight pipe
0	60 ft. (18.3 m)	150 ft. (45.7 m)
1	54 ft. (16.5 m)	144 ft. (43.9 m)
2	48 ft. (14.6 m)	138 ft. (42.7 m)
3	42 ft. (12.8 m)	132 ft. (40.2 m)
4	36 ft. (11.0 m)	126 ft. (38.4 m)
5	30 ft. (9.1 m)	120 ft. (36.6 m)
6	24 ft. (7.3 m)	114 ft. (34.7 m)

Min. Vent Length Straight Pipe	
Number of 90° Elbows	Min. Length 2" 3" pipe
1	1.0 ft (0.3 m)

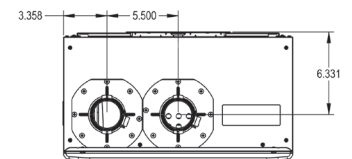
Equivalent Ft. of Elbows		
	2" Pipe	3" Pipe
90° Elbow	6 ft (1.83 m)	6 ft (1.83 m)
45° Elbow	3 ft. (0.9 m)	3 ft. (0.9 m)

Venting Materials Allowed: Schedule 40 PVC, CPVC, Polypropylene

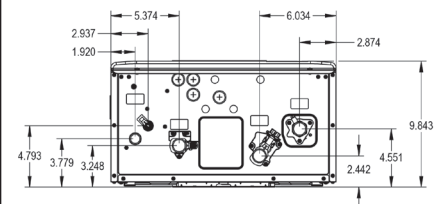
Dimensions



TOP VIEW



BOTTOM VIEW



Hanging bracket and bird screens are included with water heater.

Parts & Accessories

Condensate Neutralizer	Recirculation Pump	Pipe Cover	Horizontal Vent Termination	Concentric Vent Termination	AllClear® Water Treatment System	Isolation Valve Kit	Manifold Cables	Outdoor Conversion Kit
RTG20329AR (optional)	AP17920	RTG20329AT	2" US: SP20285 3" US: SP20286	2" - SP20897 3" - SP20245	RTG20251	RTG20326	RCPN-AMP03-0013111101-0003 (48")	RTGH-X

In keeping with its policy of continuous progress and product improvement, Rheem reserves the right to make changes without notice.

Rheem Water Heating • 1115 Northmeadow Parkway, Suite 100
Roswell, Georgia 30076 • www.rheem.com

Rheem Canada Ltd./Ltée • 125 Edgeware Road, Unit 1
Brampton, Ontario L6Y 0P5 • www.rheem.com



INTEGRATED HOME COMFORT